

# KF Vacuum Fitting


## How To Connect Tecnosoft PressureDisk To Pipes Using A KF Vacuum Fitting

Need to measure pressure in vacuum in a pipe? Now you can connect Tecnosoft PressureDisk directly to the Plant using a KF Vacuum Fitting.

### Positioning a PressureDisk / PressureDisk 05 on KF Vacuum Fitting

#### Step 1

Take the threaded pipe portion with the flanged end.




#### Step 2

Screw the pipe portion on the threaded top of the logger.




#### Step 3

Mate the flanged end of the logger with the flanged end of the pipe placing a gasket between them. Make sure the gasket is placed correctly in the flanged ends indents.



#### Step 4

Close the KF Vacuum Fitting.



#### Step 5

Screw the Fitting tightly.

